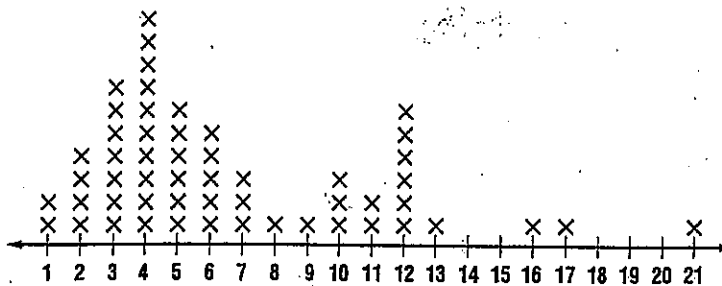


Application

LITTLE LEAGUE For Exercises 6–10, use the following information. The number of runs scored by the winning team in the Little League World Series each year from 1947 to 2000 are given in the line plot below.



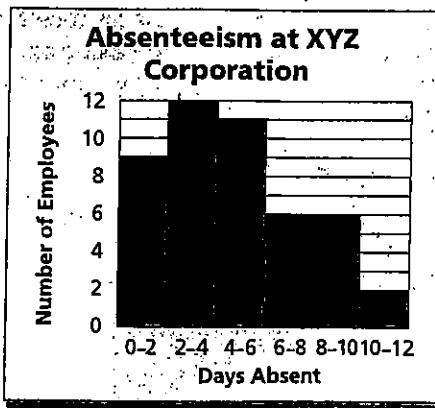
Source: *The World Almanac*

- 6. What is the range of the data?
- 7. What is the median of the data?

Standardized Test Practice


For Exercises 24 and 25, use the information in the graph.

- 24. How many employees are represented in the graph?
 - (A) 38
 - (B) 40
 - (C) 46
 - (D) 48
- 25. In which measurement class is the median of the data located?
 - (A) 2–4
 - (B) 4–6
 - (C) 6–8
 - (D) 8–10



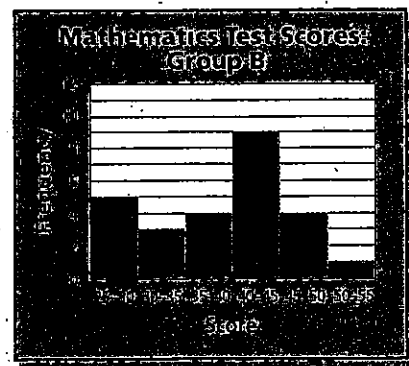
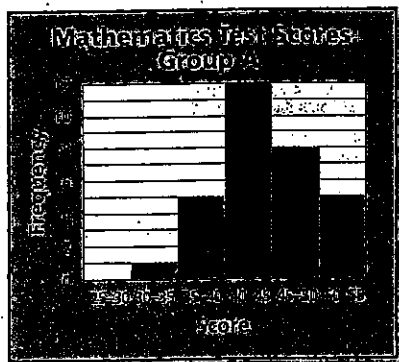
Guided Practice

MONEY For Exercises 4 and 5, use the following histogram that shows the amount of money spent by several families during a holiday weekend.



- 4. In what measurement class does the median occur?
- 5. Describe the distribution of the data.

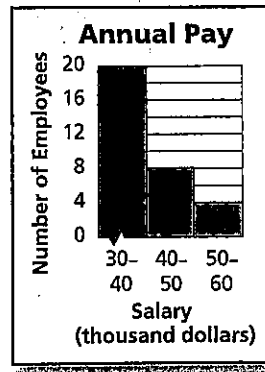
SCHOOL For Exercises 6 and 7, use the following histograms.



- 6. Compare the medians of the two data sets.
- 7. Compare and describe the overall shape of each distribution of data.

9. Which statement about the graph at the right is *not* correct?

- (A) The data are skewed to the right.
- (B) The median is in the 40–50 thousand measurement class.
- (C) There are 32 employees represented by the graph.
- (D) The width of each measurement class is \$10 thousand.



Practice and Apply

Homework Help

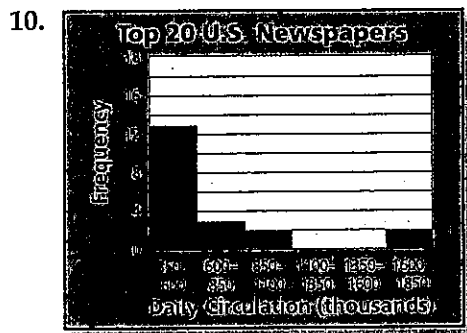
For Exercises 10–12, see Examples 1, 2, and 3.

10–11
12–13
14–20

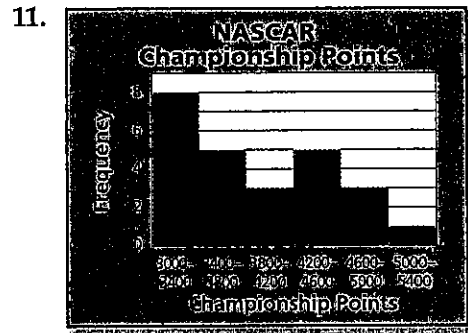
Extra Practice
See page 850.

For each histogram, answer the following.

- In what measurement class does the median occur?
- Describe the distribution of the data.



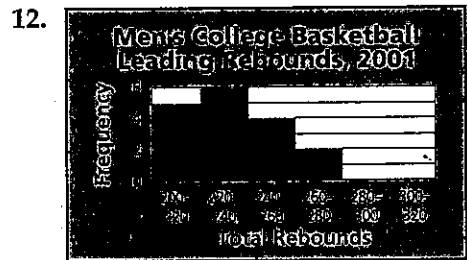
Source: Editor & Publisher International Yearbook



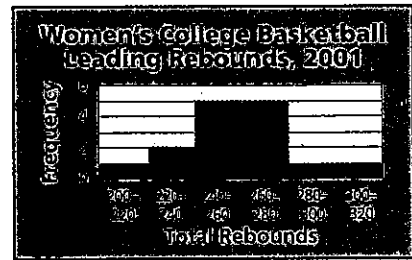
Source: USA TODAY

For each pair of histograms, answer the following.

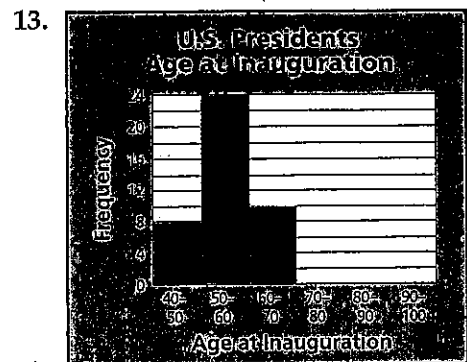
- Compare the medians of the two data sets.
- Compare and describe the overall shape of each distribution of data.



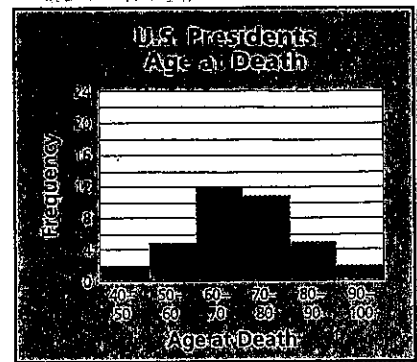
Source: USA TODAY



Source: USA TODAY



Source: The World Almanac



Source: The World Almanac